

Prius NHW11 / 20, ZVW30; Hybrid Camry AHV40

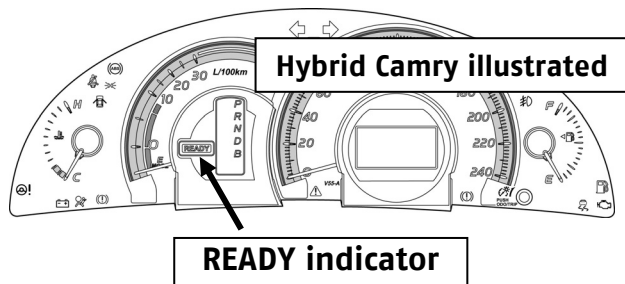
Disabling the Hybrid System

One key safety element during Emergency Response following an incident is disabling the Hybrid system.

Emergency rescue personnel should follow the standard operating procedures for vehicle incidents. Emergencies involving Toyota Hybrid models may be handled like other vehicles except as noted in the Emergency Response Guide for Extrication, Fire, Recovery, Spill & Submersion.

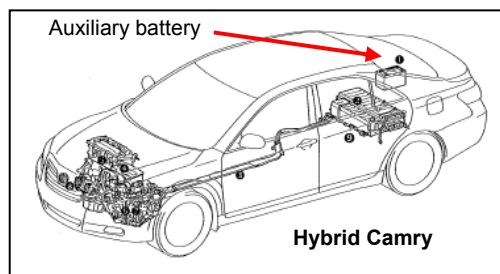
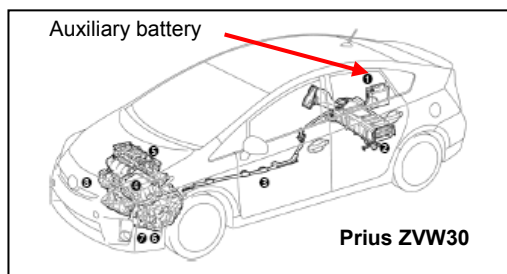
Never assume the Hybrid vehicle is shut off simply because it is silent. Always observe the instrument cluster for the "READY" indicator status to verify whether the vehicle is on or shut-off. If the "READY" indicator is on, press the "Power Switch" and hold until the "READY" indicator light off.

"Ready" indicator – light off



Always disconnect the 12 volt auxiliary battery negative terminal

Please note, the 12 volt auxiliary battery is usually located in the engine compartment or in the boot/luggage compartment and is not to be confused with the HV (high voltage) battery. For hybrid battery information, please refer to the appropriate Hybrid Emergency Response Guides (ERG).



It is imperative that this key safety element as indicated in the Emergency Response Guide is followed. This serves as a reminder to all personnel involving in the Emergency Rescue Services to ensure this standard operating procedure for Emergency Response is followed to the letter. Please refer and be familiar with the Emergency Response Guide unique to each Toyota Hybrid model.

Should you require copies of the Toyota Emergency Response Guide, please contact Toyota Technical Help Desk by email: tso.techhelpdesk@toyota.com.au.